



SETTING MATERIALS

ENGINEERED
STRENGTH FOR EVERY JOB

**For Tile and
Stone
Installations**



Our goal has never been to have the most products, just the ones you need.

WHETHER YOU'RE SELLING IT, SPECIFYING IT OR SPREADING IT, CUSTOM® OFFERS INSTALLATION SOLUTIONS TO MEET THE MOST DEMANDING REQUIREMENTS.

Our goal has always been to provide the professionals with precisely the right products for every job. And for almost 40 years we've been the choice of installers who wanted dependable products worthy of their reputations. We support the pros who know the value of fewer callbacks and more repeat business.

OUR ARCHITECTURALLY ENGINEERED MORTARS are specifically designed for the commercial jobs that require a flawless combination of performance and installation attributes. And even though we've been known for our quality throughout our 40-year history, we have new procedures to raise our standards even higher.

**RIGHT AFTER THAT
FIRST CALLBACK
I DECIDED IT
WAS STUPID TO
SPEND DOLLARS
CHASING NICKELS.
NOW I BUY THE
RIGHT THIN-SET
THE FIRST TIME.**

Installer – Seattle, Washington



The more demanding the job, the more you need to demand a quality mortar.

WHEN I DESIGN A
JOB THAT HAS
A CHALLENGING
APPLICATION,
YOU BET I SPEC
THE MORTAR.
AND CUSTOM HAS
MORE MORTARS
FORMULATED
FOR SPECIAL
SITUATIONS.


Architect – Columbus, Ohio



Hanes Mall, Winston-Salem NC

PRODUCT QUALITY, INNOVATION & SUPPORT


ARCHITECTURAL & TECHNICAL SERVICES

 Custom's highly experienced and educated technical experts are ready to provide you with product information, installation advice, problem solving and site inspections. Project support is provided through product data sheets, MSDS, CSI-formatted product specifications in addition to CAD details on all tile installations. Our architectural representatives provide direct access to customized project specifications, warranties and support for your most challenging jobs. We offer seminars on a wide variety of ceramic tile and stone installation topics designed to help architects meet their AIA/CES/AIBC, MCE and HSW continuing education requirements.


WARRANTY PROGRAMS

Since we make the best products, we can easily support them with the best warranty programs. Custom offers several installation systems warranties that guarantee your installation will be free from defects for up to a lifetime, provided our products are used as a complete installation system. These include our Installation Systems Warranties and our exclusive Lifetime Backerboard Systems Warranty.

CONTROLLED CURE TECHNOLOGY™

 Custom is committed to developing innovative, technological solutions to your installation requirements. Products engineered with Controlled Cure Technology (CCT). CCT controls the rate at which water evaporates during the Portland cement curing process, promoting much faster and consistent hydration.

ARCHITECTURALLY ENGINEERED MORTARS

 Custom's best performing mortars have the highest bond strengths for the most demanding performance installations. Perfect for commercial projects, each product offers unique benefits including high chemical resistance, compressive strengths or crack isolation.

Call Technical Services at
800-272-8786 for assistance.

DRY-SET (UNMODIFIED) MORTARS & ADDITIVES

This line-up of proven products has been the standard of the industry for several generations of installers. Add CustomFlex™ Additive or AMA and you're ready for virtually any job.

PREMIUMPLUS® Standard Thin-Set Mortar

A high-performance unmodified mortar for most basic tile jobs. Offers long open and adjustment times and up to 20% more coverage than traditional thin-sets. Mix with Acrylic Mortar Admix or CustomFlex Additive for increased performance.

MASTERBLEND™ Standard Thin-Set Mortar

A versatile, unmodified, all-purpose thin-set for basic tile jobs. It's contractor preferred for easy troweling and extended working time. Adheres to most surfaces and types of tile. Mix with Acrylic Mortar Admix for increased performance or with CustomFlex for a premium flexible mortar system.

CUSTOMBLEND® Standard Thin-Set Mortar

Offers economy with good bond strengths and is recommended for floor installations. Good for setting saltillo and other clay pavers. Mix with Acrylic Mortar Admix for increased performance.

WALL TILE Thin-Set Mortar



This non-sagging formula holds tile in place immediately even when setting large porcelain and heavy stone tile. Securely bonds tile as much as 10.5 lbs/sq ft (52 kg/m²).

Excellent for facade work.

CUSTOMFLEX™ ADDITIVE Ultra-Strength Thin-Set Additive

Advanced acrylic latex additive that substantially increases bond strength and flexibility when combined with MasterBlend™ or PremiumPlus® Standard Thin-Set Mortars. Excellent for use with difficult-to-bond applications.

ACRYLIC MORTAR ADMIX (AMA)

A liquid polymer to be used in place of water to increase performance of PremiumPlus, MasterBlend, CustomBlend or Wall Tile Thin-Set Mortars, non-polymer modified grouts or Portland cement mortar mixes. It adds water resistance and improves shock absorption.

CUSTOMCRETE® Latex Mortar Admix

A high-strength additive for use with CreteMix Mortar System or as an additive to a site-mixed sand/cement blend. Adds flexibility and shock resistance for use in heavy traffic conditions. Frost resistant, it's excellent for exterior use in cold climates.

LATEX PORTLAND CEMENT MORTARS

Depend on these polymer-modified mortars with their proven quality and extremely consistent performance to eliminate the uncertainty for just about any job.

MEGAFLEX™ Crack Isolation Mortar



MegaFlex is the ultimate in flexibility and bond strength for the most demanding tile installations. Its unique blend of polymers enhance mortar transfer to the tile for unsurpassed bonds while isolating cracks up to 1/8" (3.2 mm). Extended open and adjustment times along with a creamy consistency provide excellent handling characteristics. It even offers up to 20% more coverage than other thin-sets.

CUSTOMFLEX™ SYSTEM Premium Flexible Mortar System



A premium two-component mortar system consisting of CustomFlex™ Ultra-Strength Thin-Set Additive and MasterBlend™ Standard Thin-Set Mortar. Excellent for difficult-to-bond substrates and when setting hard-to-bond tile and stone. Specified for the most demanding installations where long-term durability is required.

FLEXBOND® Fortified Thin-Set Mortar

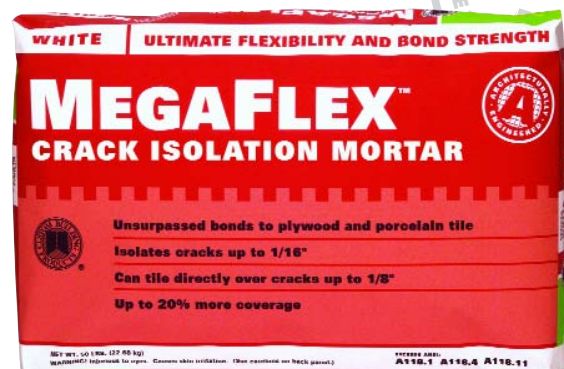
Exceptional flexibility and bond strength for tiling over difficult-to-bond substrates or installing difficult-to-bond porcelain and glass tile. This highly flexible mortar system isolates cracks up to 1/16" (1.5 mm) and withstands minor deflection.

- Premium quality mortar for difficult-to-bond surfaces and tile
- Outstanding flexibility and bond strength

VERSABOND FLEX™ Fortified Thin-Set Mortar

This high performance formula provides outstanding working characteristics while the high flexibility and bond strength deliver excellent performance over a wide variety of floor and wall installations.

- Excellent for setting porcelain and glass tile
- Exceptional adhesion to plywood subfloors



LATEX PORTLAND CEMENT MORTARS CONT.

VERSABOND®

Fortified Thin-Set Mortar

Polymer-modified VersaBond offers economy with good bond strengths for floor and wall tile installations. Cures fast, even in cold weather climates.

COMPLETE CONTACT™

Mortar

Polymer-modified mortar offers full mortar transfer to the back of the tile. Excellent for setting large modular tile or stone in interior and exterior uses. Use in thin-bed or medium-bed applications.

PORCELAIN TILE

Fortified Thin-Set Mortar

Designed specifically for superior bonding of porcelain tile to concrete surfaces, backerboards and self-leveling underlayments. Also great for glass and large modular tile installations.

CRETEMIX™

Mortar System

Pre-blended powder used in combination with CustomCrete™ Latex Mortar Admix that forms a latex thin-bed mortar that is flexible and shock resistant.

UNIVERSAL

Fortified Thin-Set Mortar

Highly flexible, water-resistant, cement-based adhesive. Spreads like mastic, bonds like thin-set. Fast-setting formula allows grouting the same day.



RAPID SETTING MORTARS

Choose these mortars for time-critical installations such as malls, airports, restaurants and hotel lobbies. Grout in just 2 hours – traffic in 6 hours.

RAPIDSETTING

Mortar System



Premium two-part system formulated for time-critical commercial installations allowing grouting in 2 hours and traffic in 6. Excellent for tiling over difficult-to-bond substrates or installing difficult-to-bond porcelain and glass tile. This highly flexible mortar system isolates cracks up to 1/16" (1.5 mm). Promotes fast curing with high early and final strength. Low shrinkage allows a medium bed capability for large format tile installations.

COMPLETE CONTACT™ RS

Rapid Setting Mortar



Rapid setting, polymer-modified, full contact mortar can be used in thin-bed and medium-bed applications. Cures fast, developing high early strength for quick installations. Use for setting large modular tile and stone.

OPTICURE™

Fortified Thin-Set Mortar



Polymer-modified, fast curing mortar that develops high early and final strength for quick installations. Inhibits warping and staining of moisture-sensitive green and black marble, granite or cement tile that occurs when installed with traditional thin-set mortars. More economical than setting with epoxy mortar. Grout in just 2 hours – traffic in 4.

SPEEDSET™

Fortified Thin-Set Mortar

Polymer-modified mortar for time-critical installations such as restaurants, malls and hotel lobbies. Excellent for cold temperature installations. Grout in 2 hours, traffic in 6.



MEDIUM BED MORTARS

Installing natural stone and large modular tile requires a medium bed mortar. These mortars support large, heavy tile eliminating lippage and the need for leveling.

MARBLE & GRANITE Fortified Premium Mortar

Polymer-modified mortar formulated for installing natural stone, tile 12" x 12" or larger or any installation requiring a medium bed mortar. Non-slumping formula eliminates lippage saving time and labor by minimizing the need for leveling tile. Excellent sag and slip resistance, wall tile are held in place immediately. Apply up to 3/4" (19 mm) thick on horizontal applications or use in thin-bed applications as thin as 1/8" (3.2 mm).

- Premium quality mortar for natural stone and large tile
- Non-sag/non-slip on vertical installations

MEDIUM BED Mortar

Economy formula mortar for installing tile over 12" x 12", natural stone or any installation requiring a medium bed mortar to floors and countertops.

- Apply up to 3/4" (19 mm) thick on floors
- Non-slumping formula – Eliminates lippage

COMPLETE CONTACT™ Mortar

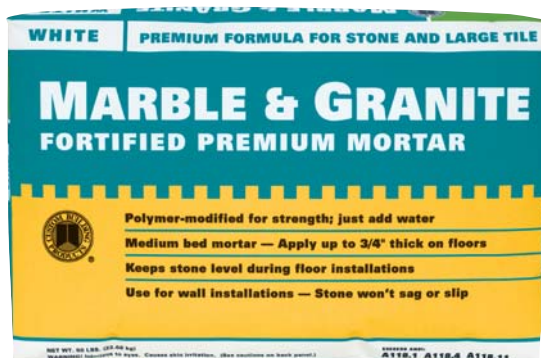
See description under Latex Portland Cement Mortars.

COMPLETE CONTACT™ RS Rapid Setting Mortar

See description under Rapid Setting Mortars.

RAPIDSETTING Mortar System

See description under Rapid Setting Mortars.



CHEMICAL RESISTANT MORTAR

Use for industrial, commercial and institutional installations requiring exceptionally high strength, high chemical or high stain resistance such as airports, malls, breweries, bakeries or pharmaceutical plants.

100% SOLIDS EPOXY Mortar



Three-component setting compound produces a mortar with greater bond and compressive strengths along with high chemical and stain resistance over conventional cement or emulsion-based setting systems. This water-washable mortar is excellent for high traffic areas.

SPECIALTY MORTARS

Select these mortars for job-specific installations.

SUREBOND Unsanded Thin-Set Mortar

Formulated to be used as a pure coat when setting tiles using the mortar bed method. Its water-retentive formula eliminates the need for soaking tiles. Great for setting fixtures and decorative items or for swimming pool installations.

GLASS BLOCK Mortar Mix

A pre-mixed blend for quick and easy installation of glass blocks. Its flexible, high strength formula eliminates the need for guesswork and measuring of on-site mixes. Resists cracking and powdering.

TILE REPAIR Mortar

Use for interior or exterior repair of tile. Polymer-modified for increased bond strength.

UNDERWATER TILE REPAIR Mortar

Allows the replacement of broken tile underwater. No need to drain fountains, pools or spas. Sets tile in minutes.



Get a jump on the tough installations, start with the right adhesive for the job.

**WHEN MY CUSTOMERS
FIND A BRAND THAT
WORKS FOR THEM,
THEY STICK WITH IT.
THAT'S WHY I SELL
MORE CUSTOM THAN
ANYTHING ELSE.**

Distributor – Southern California



Smithsonian Institute, Chantilly VA

CERAMIC TILE ADHESIVES

From the incredible performance of OmniGrip to economical alternatives that never compromise on quality, these adhesives offer the results contractors depend on every day.

OMNIGRIP®

Ultimate Tile Adhesive

OmniGrip's unique formula sets a radical new standard. Formulated with more solids and less water, OmniGrip shrinks up to 33% less than traditional tile adhesives to ensure maximum coverage and superior bonds. This high polymer formula remains flexible, so it works in a wide variety of installations. OmniGrip also weighs 25% less than traditional adhesives, so application is virtually effortless – and it's easier to carry around the job site.

ACRYLPRO®

Ceramic Tile Adhesive

This high performance, pro-formula adhesive offers benefits to both the professional user and do-it-yourself customer. AcrylPro spreads quickly and easily, and offers extended open times for adjusting tile. It also provides higher bond strengths required for 12" x 12" ceramic floor tile installations and exceptional durability in wet areas.

RELIABOND®

Ceramic Tile Adhesive

All-purpose professional adhesives formulated for wall, floor and countertop installations of ceramic and stone tile. Spreads easily and resists slipping on vertical applications.

RELIABOND® ES

Extended Setting Ceramic Tile Adhesive

All-purpose professional adhesive formulated for wall, floor and countertop installations of ceramic and stone tile. Spreads easily and resists slipping on vertical applications. ReliaBond ES offers extended open and adjustment times for installations in dry climates and temperatures over 90°F.

T1-60

Wall & Floor Tile Adhesive

Commercial-grade adhesive forms durable bonds on ceramic wall, floor, and countertop installations. High tack, quick grab.



ADHESIVE SELECTION GUIDE

	ULTIMATE	PRO FORMULA		COMMERCIAL GRADE
	OmniGrip	AcrylPro	ReliaBond ReliaBond ES	T1-60

SUBSTRATES	Exterior Use	Walls - covered areas	■			
	Floors	Concrete	■	▲	▲	○
		Backerboards	■	▲	▲	○
		Plywood	■	▲	▲	○
		Resilient flooring	■	○	○	
		Existing ceramic tile	■	○	○	
	Walls	Concrete	■	▲	▲	○
		Backerboards	■	▲	▲	○
		Drywall, Greenboard	■	▲	▲	▲
		Plaster	■	▲	▲	▲
		Masonry	■	▲	▲	○
		Existing ceramic tile	■	○	○	○
	Countertops	Backerboards	■	▲	▲	○
Plywood		■	▲	▲	○	
Existing ceramic tile		■	○	○	○	
Plastic laminate		■	○	○	○	

TILE TYPES	Tile	Floors	UP TO 16" x 16"	UP TO 12" x 12"	UP TO 8" x 8"	UP TO 8" x 8"
		Ceramic mosaics	■	▲	▲	▲
		Wall tile	■	▲	▲	▲
		Flat back ceramic	■	▲	▲	▲
		Quarry	■	○	○	○
		Pavers	■	○	○	○
		Gauged slate	■	▲	▲	○
		Vitreous tile	■	▲	▲	○
		Lugged or button backs ¹	■	○	○	○
		Porcelain, Glass mosaics ²	■	▲	▲	○
	Marble Tile ³	Walls	■	▲	▲	
		Floors		UP TO 12" x 12"		

¹ Wall applications only.

² Do not set transparent glass tile.

³ Do not set moisture sensitive stone, resin backed, light colored or translucent marble.

■ Highest Performance ▲ Highly Recommended ○ Recommended

CERAMIC TILE ADHESIVES					
	ULTIMATE	PRO FORMULA		COMMERCIAL	
PHYSICAL PROPERTIES	OmniGrip	AcrylPro	ReliaBond	ReliaBond ES	T1-60
Applicable ANSI Standards	A136.1 Type I	A136.1 Type I	A136.1 Type I	A136.1 Type I	A136.1 Type I
Adjustment Time	60+ min	45 min	45 min	60 min	40 min
Open Time	60+ min	75 min	60 min	60 min	50 min
Shear Bond Strength:					
Type 1 Water Immersion	145 psi	110 psi	65 psi	65 psi	50 psi
Dry Shear @ 28 days	760 psi		430 psi	430 psi	
Freeze/Thaw	Stable	Stable	Stable	Stable	Stable
Stain Test	Passes	Passes	Passes	Passes	Passes
Impact Test	Passes	Passes	Passes	Passes	Passes
Heat Resistance	Passes	Passes	Passes	Passes	Passes
3.5 gal. Pail Weight	31 lbs	49 lbs	46 lbs	46 lbs	48 lbs
Approx. Coverage Range	1/4" x 3/16" V-notch trowel	40 - 60 sq ft/gal	40 - 60 sq ft/gal	40 - 60 sq ft/gal	40 - 60 sq ft/gal
Systems Warranty	15 Year	1 Year	1 Year	1 Year	1 Year



THIN-SET SELECTION GUIDE

SUBSTRATE	APPLICATION	TILE TYPE	DRY SET MORTARS		LATEX PORTLAND CEMENT MORTARS						RAPID SETTING MORTARS				MEDIUM BED MORTARS				
			PremiumPlus or MasterBlend mixed with AMA	Wall Tile ¹	MegaFlex	CustomFlex System	FlexBond	VersaBond Flex	VersaBond	Complete Contact	Porcelain Tile	RapidSetting System	Complete Contact RS	SpeedSet	OptiCure	Marble & Granite	Medium Bed ²	100% Solids Epoxy	
FLOORS AND COUNTERTOPS <i>Residential to commercial:</i> WonderBoard® Cement Backerboard RhinoBoard® Fiber Cement Backerboard (interior only) Concrete Mortar bed Masonry Cutback adhesive over concrete <i>Residential to light commercial:</i> Exterior grade plywood Non-cushioned sheet vinyl Existing ceramic tile Laminated countertops	Interior/Exterior Wet and Dry Areas <i>(Not exposed to freeze/thaw conditions)</i>	1 Non-vitreous, Semi-vitreous, & Vitreous including quarry	▲		■	■	■	▲	○	▲	▲	■	▲	▲	▲	○	■		
		2 Impervious porcelain	▲		■	■	■	▲	○	■	■	■	▲	○	▲	○		■	
		3 Glass			■	■		▲						▲				■	
		4 Marble, Natural stone	▲		■	■	■	▲	○	■	▲	■	■	○	■	■	▲		■
		5 Large modular tile	○		■	▲	▲	○	○	■	▲	■	■	○	○	■	▲		▲
		6 Green & black marble & granite, Cement tile														■			■
	Exterior Wet and Dry Areas <i>(Including freeze/thaw conditions)</i>	Non-vitreous, Semi-vitreous, & Vitreous including quarry	▲		■	■	■	▲	○	▲	▲	■	▲	▲	■	▲	○	▲	
		Impervious porcelain	▲		■	■	■	▲	○	■	■	■	▲	○	▲	○		▲	
		Glass					■	▲			▲	■						▲	
		Marble, Natural stone	▲		■	■	■	▲	○	■	▲	■	■	○	■	■	▲		▲
		Large modular tile	○		■	▲	▲	○	○	■	▲	■	■	○	○	■	▲		▲
	Interior Wet and Dry Areas Non-cushioned sheet vinyl Existing ceramic tile Laminated countertops	Non-vitreous, Semi-vitreous, & Vitreous including quarry	○		■	■	■	▲	○	▲	○	■	▲	○	○	○	○	■	
		Impervious porcelain	▲		■	■	■	■	○	■	▲	■	■	○	○	○	○	■	
		Glass			■		■	▲			○	■						■	
Marble, Natural stone		▲		■	■	■	▲	○	■	○	■	■	○	○	■	▲		■	
Large modular tile		○		■	▲	▲	○	○	■	▲	■	■	○	○	■	▲		▲	
WALLS Gypsum wallboard Greenboard Cement plaster <i>Residential to commercial:</i> WonderBoard Cement Backerboard Concrete Mortar bed Masonry Existing ceramic tile	Interior Dry to Intermittent Water Exposure	Non-vitreous, Semi-vitreous, & Vitreous including quarry	▲	■	■	■	■	▲	○	▲	▲	■	▲	▲	■	▲	▲		
		Impervious porcelain	▲	■	■	■	■	▲	○	■	■	■	▲		▲	▲		▲	
		Glass			■		■	▲			▲	■						■	
		Marble, Natural stone	▲	■	■	■	■	▲	○	■	▲	■	■	○	■	■	■		▲
		Large modular tile	○	■	■	▲	▲	○	○	■	▲	■	■	○	○	■	■		▲
		Green & black marble & granite, Cement tile														■			■
	Interior/Exterior Wet and Dry Areas <i>(Not exposed to freeze/thaw conditions)</i>	Non-vitreous, Semi-vitreous, & Vitreous including quarry	▲	■	■	■	■	▲	○	▲	▲	■	▲	▲	■	▲		▲	
		Impervious porcelain	▲	■	■	■	■	▲	○	■	■	■	▲	○	▲	▲		▲	
		Glass			■		■	▲			▲	■						■	
		Marble, Natural stone	▲	■	■	■	■	▲	○	■	▲	■	■	○	■	■	■		▲
		Large modular tile	○	■	■	▲	▲	○	○	■	▲	■	■	○	○	■	■		▲
Exterior Wet and Dry Areas <i>(Including freeze/thaw conditions)</i>	Non-vitreous, Semi-vitreous, & Vitreous including quarry	▲	■	■	■	■	▲	○	▲	▲	■	▲	▲	■	▲		▲		
	Impervious porcelain	▲	■	■	■	■	▲	○	■	■	■	▲	○	▲	▲		▲		
	Glass			■		■	▲			▲	■						■		
	Marble, Natural stone	▲	■	■	■	■	▲	○	■	▲	■	■	○	■	■	■		▲	
	Large modular tile	○	■	■	▲	▲	○	○	■	▲	■	■	○	○	■	■		▲	
Interior Wet and Dry Areas	Tile Type 1, 2, 4	▲	■	■	■	■	▲	○		▲	■		○	○	▲		▲		
	Green & black marble & granite, Cement tile														■			■	

¹ Mix with AMA in areas exposed to freeze/thaw conditions.

■ Highest Performance ▲ Highly Recommended ○ Recommended

² Mix with AMA when used over plywood.

DRY-SET (UNMODIFIED) MORTARS & ADDITIVES

PHYSICAL PROPERTIES	PremiumPlus	PremiumPlus Mixed w/ AMA	MasterBlend	MasterBlend Mixed w/ AMA	Wall Tile
Applicable ANSI Standards	A118.1	A118.4/118.11	A118.1	A118.4/118.11	A118.1
Shear Bond Strength @ 28 days:					
Bisque Tile	357 psi	410 psi	270 psi	376 psi	273 psi
Porcelain Tile	244 psi	370 psi	227 psi	315 psi	230 psi
Quarry Tile to Plywood	N/A	185 psi	N/A	165 psi	N/A
Compressive Strength @ 28 days	N/A	3200 psi	N/A	3200 psi	N/A
Pot Life @ 72° F (22° C)	5 hrs	4 hrs	5 hr	4 hrs	4 hr
Open Time @ 72° F (22° C)	50 min	65-70 min	45 min	50-60 min	50 min
Initial Set @ 72° F (22° C)	6 hrs	6 hrs	6 hrs	6 hrs	6 hrs
Final Set @ 72° F (22° C)	9 hrs	9 hrs	9 hrs	9 hrs	9 hrs
Approx. Coverage Range 1/4" x 1/4" x 1/4" square-notch trowel	100-110 sq ft/ 50 lb bag	90-100 sq ft/ 50 lb bag	90-100 sq ft/ 50 lb bag	90-100 sq ft/ 50 lb bag	90-100 sq ft/ 50 lb bag
Color(s)	White & Gray	White & Gray	White & Gray	White & Gray	White & Gray
Systems Warranty	1 Year	10 Year	1 Year	5 Year	10 Year

LATEX PORTLAND CEMENT MORTARS

PHYSICAL PROPERTIES	MegaFlex	CustomFlex System	FlexBond	VersaBond Flex	VersaBond	Complete Contact	Porcelain Tile
Applicable ANSI Standards	A118.4/118.11	A118.4/118.11	A118.4/118.11	A118.4/118.11	A118.4/118.11	A118.4/118.11	A118.4/118.11
Shear Bond Strength @ 28 days:							
Bisque Tile	800 psi	810 psi	690 psi	575 psi	500 psi	500 psi	550 psi
Porcelain Tile	680 psi	530 psi	400 psi	350 psi	290 psi	400 psi	450 psi
Quarry Tile to Plywood	350 psi	290 psi	320 psi	250 psi	200 psi	250 psi	190 psi
Compressive Strength @ 28 days	>2800 psi	2800 psi	3100 psi	3100 psi	3200 psi	>2500 psi	3100 psi
Pot Life @ 72° F (22° C)	4 hrs	4 hrs	4 hrs	4 hrs	4 hrs	2 hrs	2 hr
Open Time @ 72° F (22° C)	100-120 min	50-60 min	65-70 min	55-60 min	50-55 min	25 min	50 min
Initial Set @ 72° F (22° C)	6 hrs	6 hrs	6 hrs	6 hrs	6 hrs	6 hrs	6 hrs
Final Set @ 72° F (22° C)	9 hrs	9 hrs	9 hrs	9 hrs	9 hrs	13 hrs	9 hrs
Approx. Coverage Range 1/4" x 1/4" x 1/4" square-notch trowel	100-110 sq ft/ 50 lb bag	90-100 sq ft/ 50 lb bag	90-100 sq ft/ 50 lb bag	90-100 sq ft/ 50 lb bag	80-90 sq ft/ 50 lb bag	80-90 sq ft/ 50 lb bag	90-100 sq ft/ 50 lb bag
Color(s)	White & Gray	White & Gray	White & Gray	White & Gray	White & Gray	White & Gray	White & Gray
Systems Warranty	Lifetime	Lifetime	15 Year	10 Year	5 Year	10 Year	10 Year

RAPID SETTING MORTARS

PHYSICAL PROPERTIES	RapidSetting System	Complete Contact RS	SpeedSet	OptiCure
Applicable ANSI Standards	A118.4/118.11	A118.4/118.11	A118.4/118.11	A118.4/118.11
Shear Bond Strength @ 28 days:				
Bisque Tile	>700 psi	550 psi	475 psi	710 psi
Porcelain Tile	600 psi	450 psi	340 psi	302 psi
Quarry Tile to Plywood	350 psi	270 psi	170 psi	170 psi
Compressive Strength @ 28 days	4500 psi	>2500 psi	3000 psi	4200 psi
Pot Life @ 72° F (22° C)	30 min	60 min	30 min	30 min
Open Time @ 72° F (22° C)	25 min	20 min	25 min	20 min
Initial Set @ 72° F (22° C)	1 hr	60 min	1 hr	40 min
Final Set @ 72° F (22° C)	3 hrs	2.5 hrs	3 hrs	2 hrs
Approx. Coverage Range 1/4" x 1/4" x 1/4" square-notch trowel	90-100 sq ft/ 50 lb bag	80-90 sq ft/ 50 lb bag	45-50 sq ft/ 25 lb bag	50-55 sq ft/ 25 lb bag
Color(s)	White & Gray	White & Gray	White & Gray	White
Systems Warranty	Lifetime	10 Year	10 Year	10 Year

MEDIUM BED MORTARS

CHEMICAL RESISTANT MORTAR

PHYSICAL PROPERTIES	Marble & Granite	Medium Bed	100% Solids Epoxy Mortar
Applicable ANSI Standards	A118.4/118.11	A118.4	A118.3
Shear Bond Strength @ 28 days:			
Bisque Tile	450 psi	350 psi	≥ 1000 psi
Porcelain Tile	300 psi	250 psi	≥ 1000 psi
Quarry Tile to Plywood	160 psi	N/A	N/A
Compressive Strength @ 28 days	3200 psi	3200 psi	6500 psi
Pot Life @ 72° F (22° C)	4 hrs	2 hrs	1 hr
Open Time @ 72° F (22° C)	60 min	60 min	15 min
Initial Set @ 72° F (22° C)	6 hrs	6 hrs	4 hrs
Final Set @ 72° F (22° C)	9 hrs	9 hrs	8 hrs
Approx. Coverage Range 1/2" x 1/2" x 1/2" square-notch trowel	45-50 sq ft/ 50 lb bag	45-50 sq ft/ 50 lb bag	25-35 sq ft/ unit*
Color(s)	White	White & Gray	Off-White
Systems Warranty	15 Year	5 Year	Lifetime

*Using a 1/4" x 1/4" x 1/4" square-notch trowel.



Hanes Mall, Winston-Salem NC
Private residence, Laguna Niguel CA



CUSTOM[®]
BUILDING PRODUCTS

Custom Building Products
Seal Beach, CA 90740
800-272-8786

www.custombuildingproducts.com

Custom Building Products is the leading manufacturer of tile and stone installation products for surface preparation, setting, grouting and care.

For long lasting tile, stone and floor covering installations, use SuperiorBilt[®] tools.